



lumini Solucoes em Iluminacao LTDA
www.lumini.com.br
Email: laboratorio@lumini.com.br
Tel: +55 11 3437-5555 Fax: +55 11 3437-5555
Address: Rua Ferreira Viana, 716 - Socorro - São Paulo/SP

lumini

LumCAT:

Luminaire: focus xsm a e fa

LampCAT: modulo led 2W 30K irc 90

Ballast type: led driver 700mA

Report No:

Voltage(V): 127.9600

Test No:

Current(A): 0.0520

Number of Lamps: 1

Power (W): 2.9270

Lamp flux(lm): 235.0

PF: 0.4370

Length(mm): 40

Width(mm): 40

Phm Type: C

Height(mm): 0

Photometric Results

Lumens(lm): 137.59, Efficiency(%): 58.55% , Luminous Efficacy(lm/W): 47.01

Central intensity(cd): 251.500, Maximum intensity(cd): 251.500

Angle of maximum intensity: C=0.0 γ =0.0

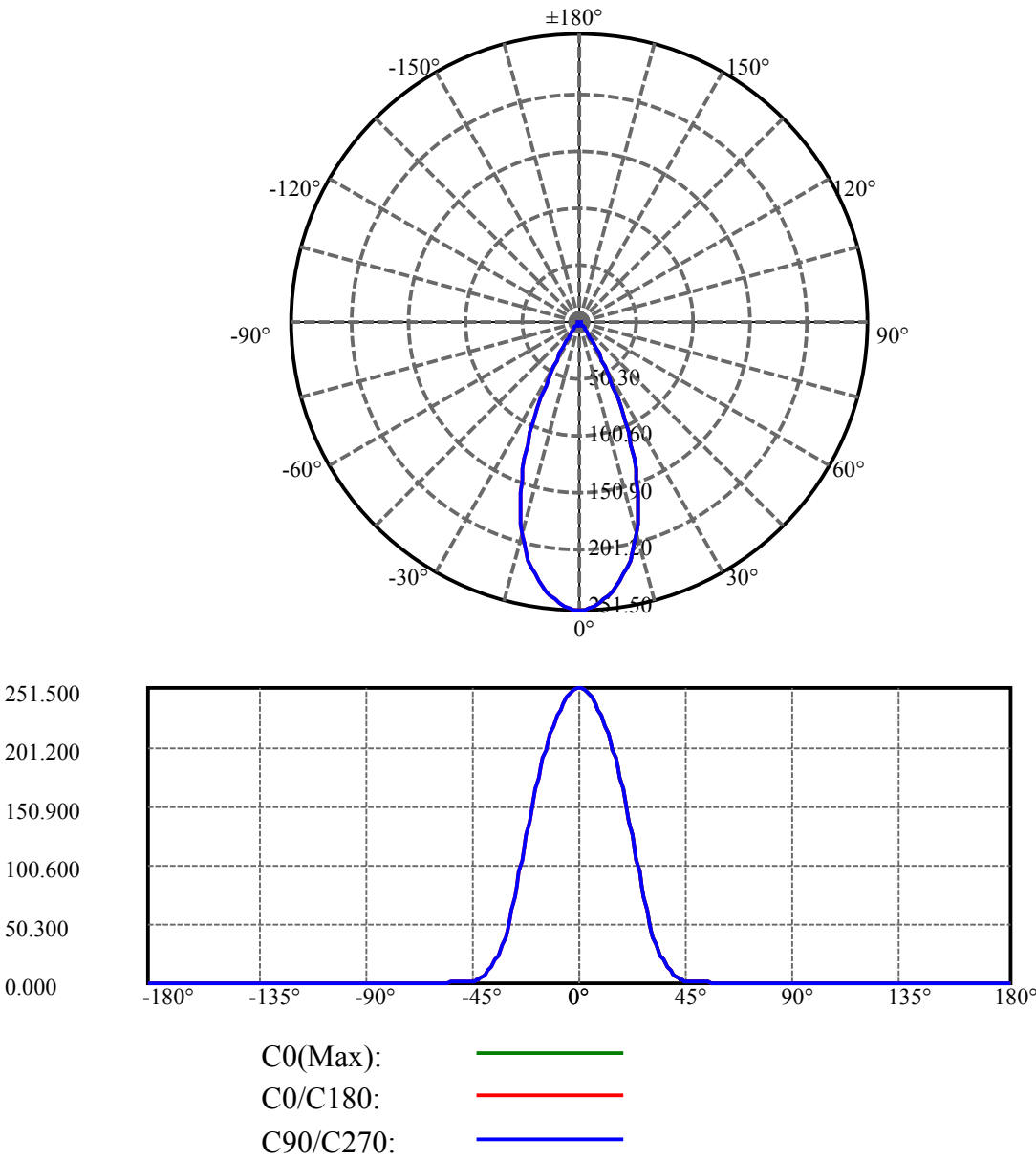
Beam angle of C0 plane : 44.23

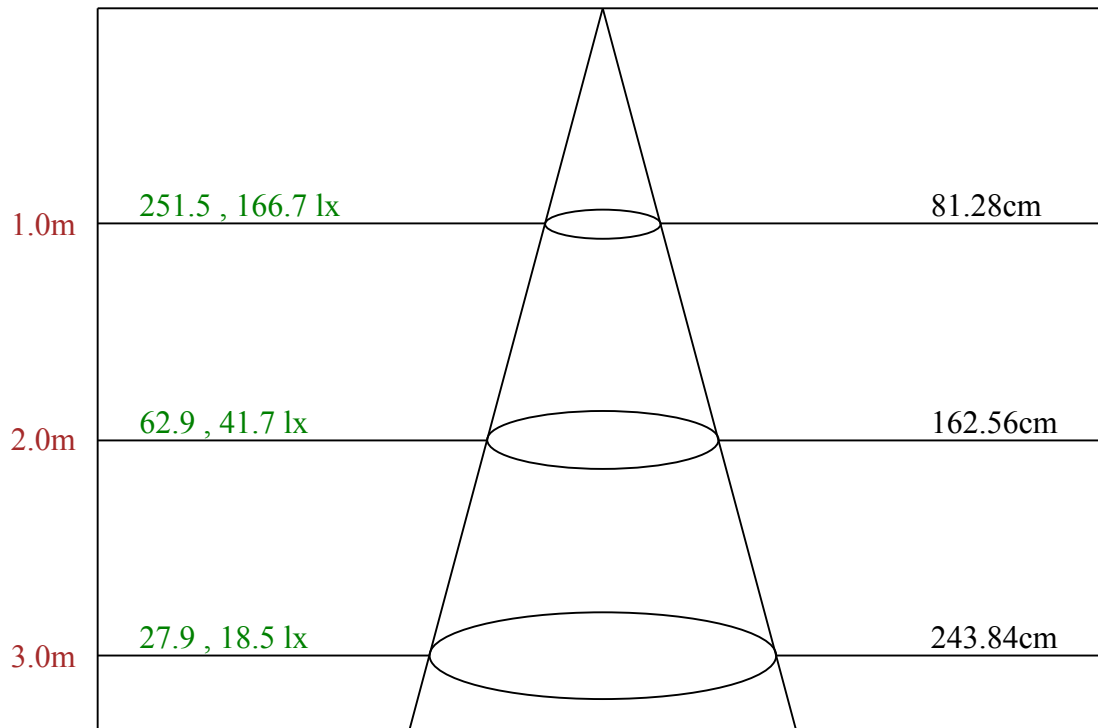
Average BeamAngle(IEC 61341): 44.23

Equipment: equipamento lumini
Temperature(°C): 25.0

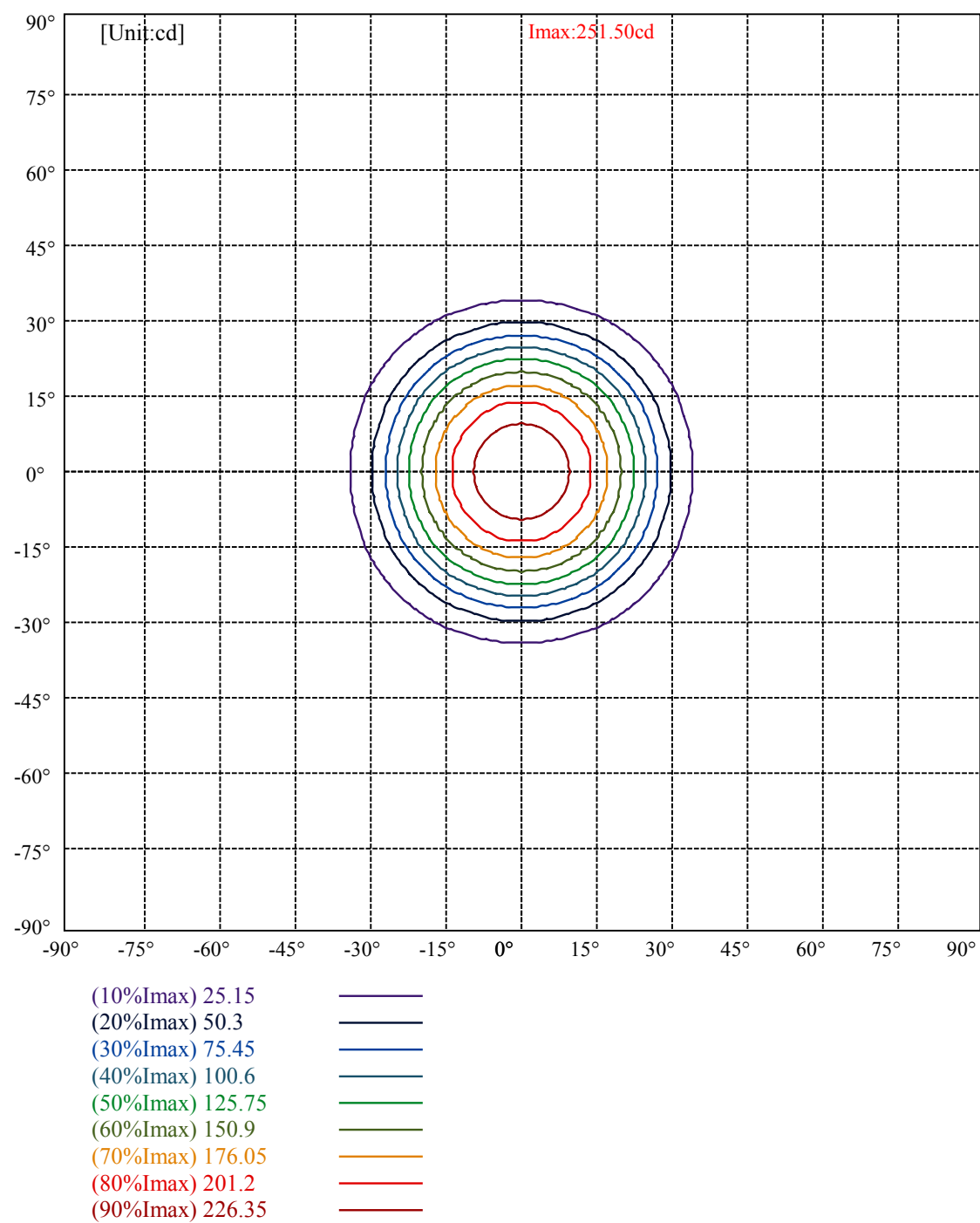
Date: 30/05/2025
Humidity(%): 58.0%

Operator: 01
Distance(m): 6.90





Max , Ave Beam angle of C0 plane 44.23



lumini

Luminance Limiting Curve(no luminous side)

Appendix Page: 5 Total:6

Luminance Table

γ	45	50	55	60	65	70	75	80	85
C0	1704	1331	817	617	722	859	1092	1628	2817
C45	1704	1331	817	617	722	859	1092	1628	2817
C90	1704	1331	817	617	722	859	1092	1628	2817

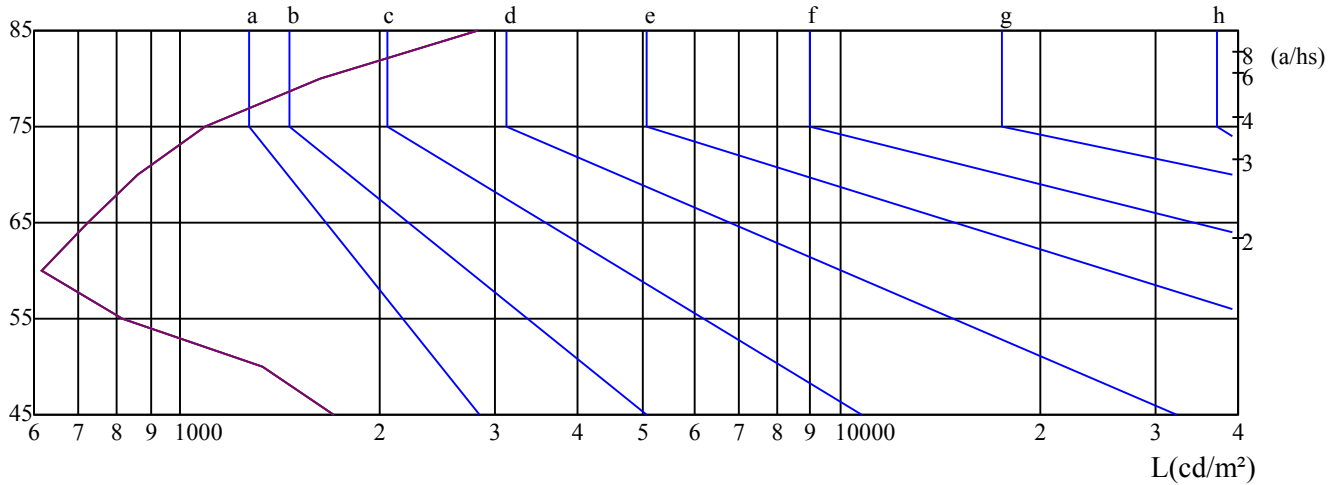
L(Hor)(65)	L(Ver)(65)	L45(65)	L(Hor)(75)	L(Ver)(75)	L45(75)	L(Hor)(85)	L(Ver)(85)	L45(85)
722	722	722	1092	1092	1092	2817	2817	2817

Glare Table

Glare	Quality	Service Values Illuminance(lx)							
1.15	A	2000	1000	500	≤ 300				
1.5	B		2000	1000	500	≤ 300			
1.85	C			2000	1000	500	≤ 300		
2.2	D				2000	1000	500	≤ 300	
2.55	E					2000	1000	500	≤ 300
		a	b	c	d	e	f	g	h

Luminance Limiting Curve

$\gamma(^{\circ})$



C0 ———

C45 ———

C90 ———

Equipment: equipamento lumini
Temperature($^{\circ}\text{C}$): 25.0

Date: 30/05/2025
Humidity(%): 58.0%

Operator: 01
Distance(m): 6.90

Illumination assessment according UGR											
Rf of Ceiling	70	70	50	50	30	70	70	50	50	30	
Rf of Wall	50	30	50	30	30	50	30	50	30	30	
Rf of Floor	20	20	20	20	20	20	20	20	20	20	
Room dimensions		Viewed crosswise					Viewed endwise				
X	Y										
2H	2H	10.06	10.97	10.47	11.32	11.69	9.42	10.32	9.82	10.68	11.05
	3H	10.03	10.83	10.46	11.21	11.61	9.42	10.22	9.85	10.60	11.00
	4H	10.11	10.85	10.55	11.25	11.67	9.52	10.26	9.96	10.66	11.08
	6H	10.37	11.05	10.83	11.47	11.92	9.82	10.50	10.28	10.92	11.37
	8H	10.56	11.21	11.02	11.63	12.09	10.02	10.66	10.48	11.09	11.55
	12H	10.86	11.47	11.33	11.91	12.38	10.35	10.96	10.82	11.40	11.87
4H	2H	9.80	10.54	10.24	10.94	11.36	9.17	9.91	9.61	10.31	10.73
	3H	9.83	10.45	10.30	10.89	11.36	9.25	9.88	9.72	10.31	10.78
	4H	10.06	10.60	10.54	11.07	11.56	9.52	10.06	9.99	10.52	11.02
	6H	10.47	10.95	10.99	11.44	11.94	9.99	10.47	10.50	10.96	11.46
	8H	10.84	11.28	11.37	11.78	12.30	10.36	10.80	10.88	11.30	11.82
	12H	11.36	11.77	11.89	12.26	12.83	10.92	11.33	11.45	11.82	12.39
8H	4H	10.06	10.50	10.58	11.00	11.52	9.55	9.99	10.07	10.48	11.00
	6H	10.64	11.00	11.18	11.52	12.08	10.22	10.58	10.76	11.09	11.65
	8H	11.26	11.56	11.83	12.12	12.66	10.82	11.12	11.39	11.68	12.23
	12H	12.01	12.24	12.59	12.79	13.36	11.63	11.86	12.21	12.41	12.98
12H	4H	10.06	10.47	10.59	10.96	11.52	9.56	9.96	10.08	10.45	11.02
	6H	10.77	11.07	11.34	11.63	12.17	10.36	10.66	10.93	11.22	11.77
	8H	11.44	11.67	12.02	12.22	12.79	11.03	11.26	11.61	11.81	12.38
Variation with the observer position at spacings:											
S = 1.0H		5.3/-6.1					5.3/-6.1				
S = 1.5H		7.4/-4.7					7.4/-4.7				
S = 2.0H		8.8/-3.8					8.8/-3.8				
Standard tables:		BK3					BK3				
Uncorrected UGR		-6.5					-6.5				

依据CIE Publ. 117 计算 UGR, S/H = 0.25